










DANISH BUSINESS ANGELS

LANDSCAPE 2016













MEMBER SURVEY 2016

SOURCE: KEYSTONES

	2016	2015	2014	2013
Number of members	109 	92 	75 	70
Respondents	109 	92 	75 	60
Response rate	100 	100 	100 	86
















DANBAN´S MEMBERS ARE INVOLVED IN 281 COMPANIES, WHICH A TURNOVER OF 6.4 BILLION



	2016	2015	2014	2013
Number of companies	281 	233 	252 	208
Number of companies per Business Angel.	2,6 	2,5 	3,4 	3,5
Turnover in BA companies (billion. DKK)	6,12 	6,47 	4,28 	4,27
Turnover per. BA company (million. DKK)	21,8 	27,8 	17 	20,5

IN 2016, THE ANGELS FROM DANBAN MADE 192 INVESTMENTS



	2016	2015	2014	2013
The proportion of BAs who made investments in percentages	67 	60 	59 	65
Total investment amount (million DKK)	169,8 	97,8 	74,2 	81,7
Number of investments total	192 	160 	98 	87
Average investment per. Company (million. DKK)	0,87 	0,61 	0,76 	0,93
Average investments (only for active investors) (million. DKK)	2,3 	1,78 	1,69 	2,1

EXITS

2016



21

2015



27

2014



30

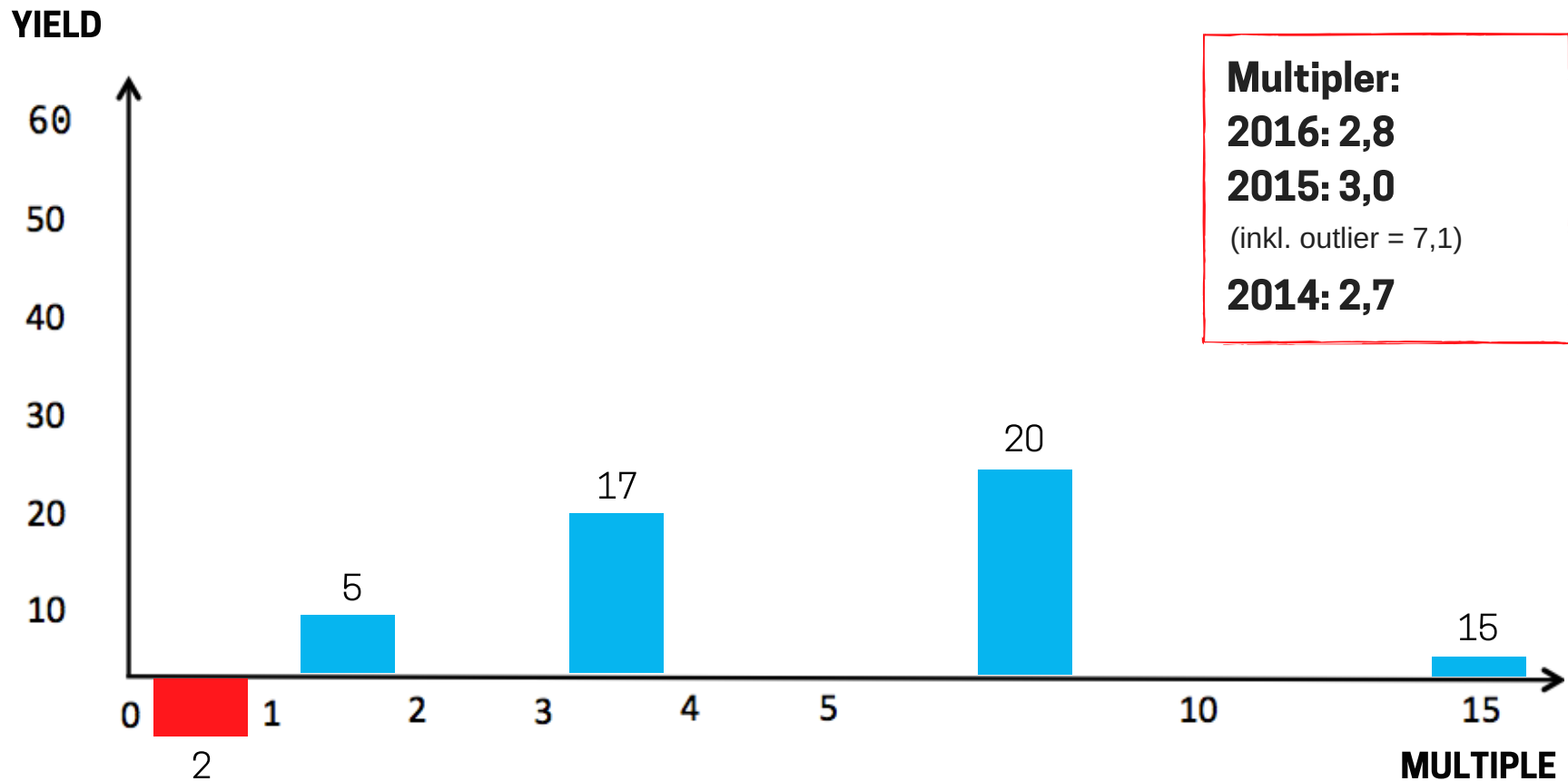
2013



14

EXITS IN 2016

21 EXITS GAVE AN INVESTMENT MULTIPLE OF 2.8



2015: 6,47

6,12 BILLION.DKK.

Turnover in DanBAN
companies

2015: 27,8

21,8 MILLION. DKK.

Turnover per DanBAN
company

2015: 5.001

5.023

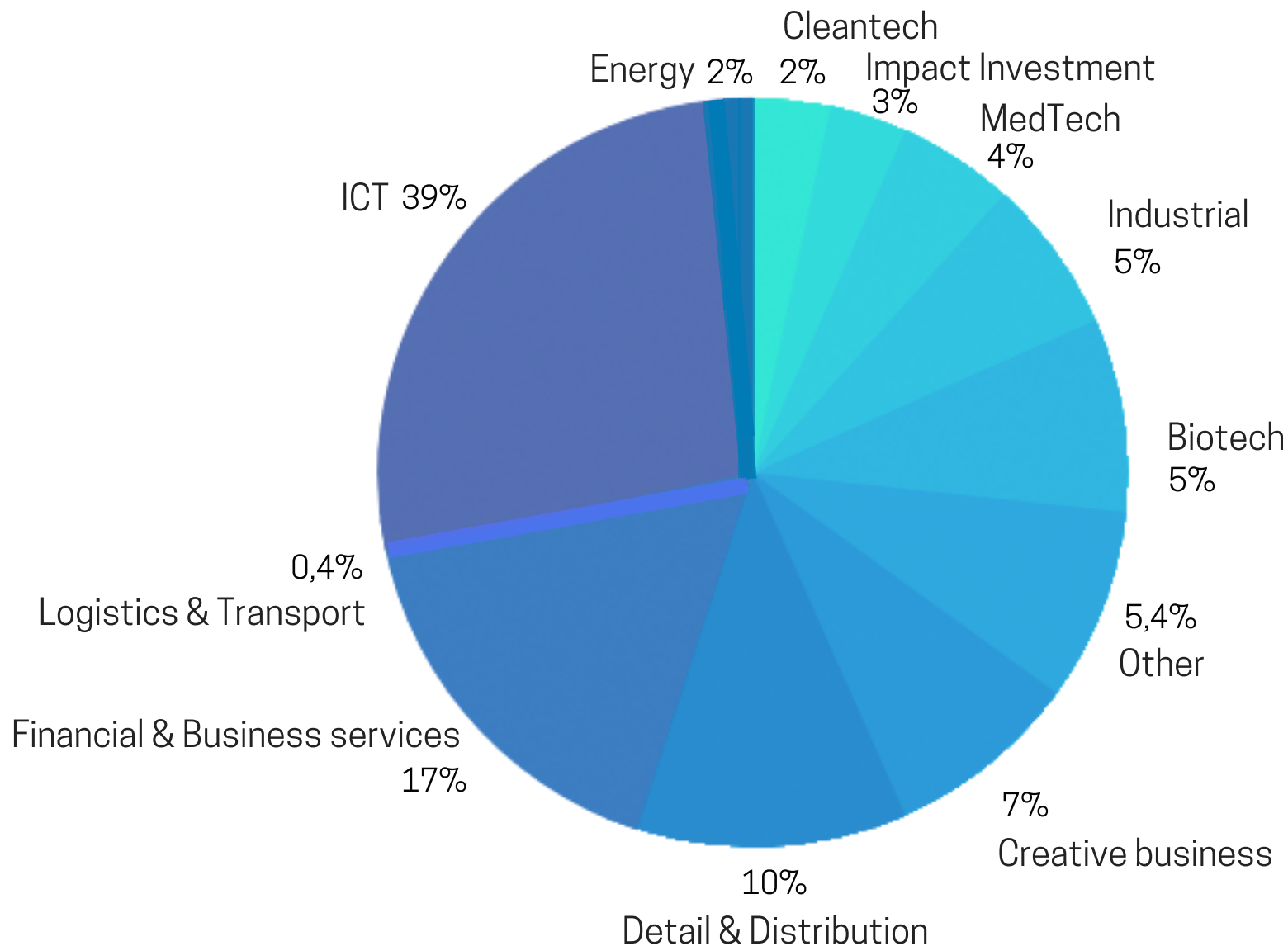
Employess in DanBan Companies

2015: 22

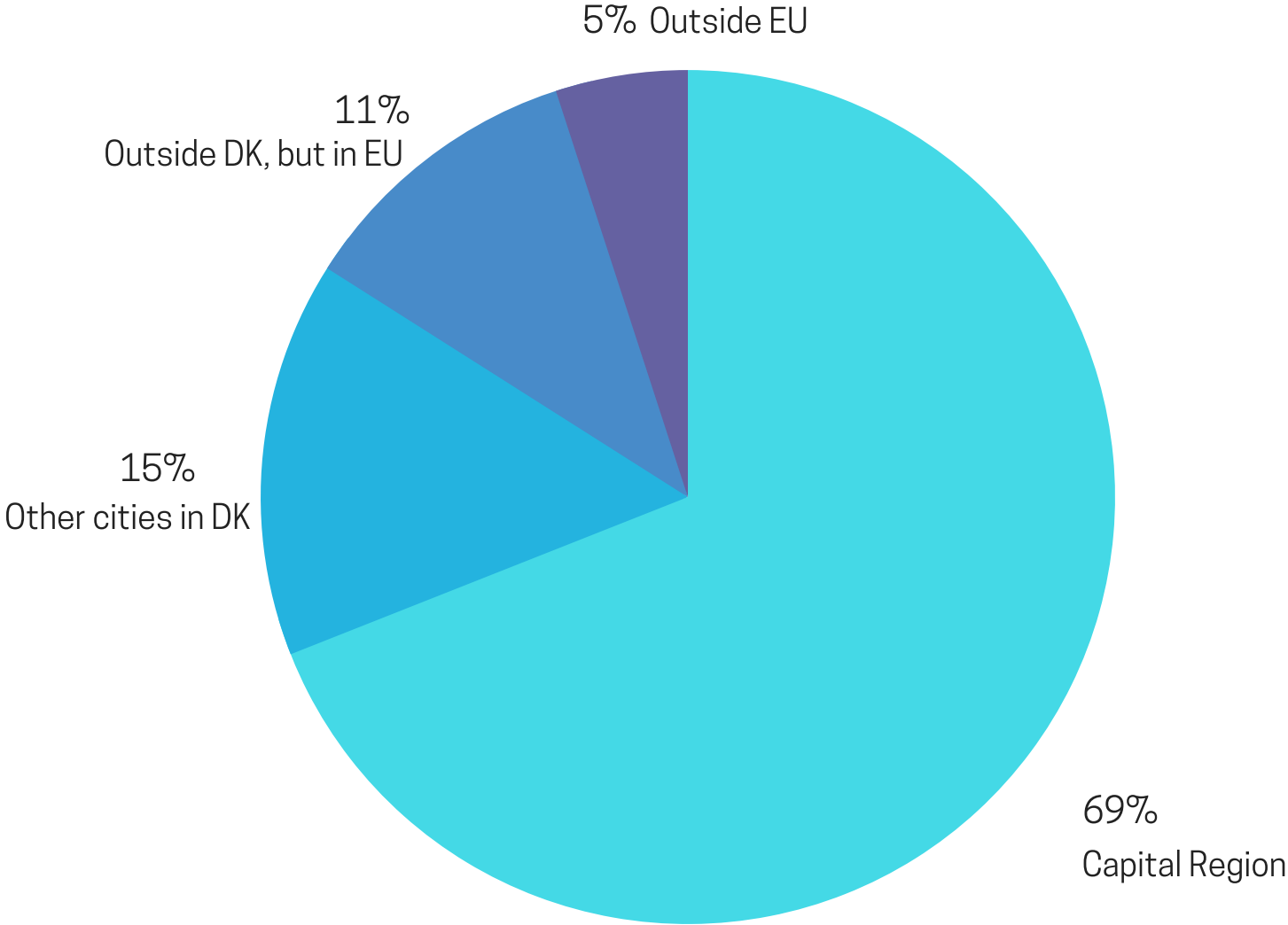
22,7

Employess per DanBAN company

DANBAN'S MEMBERS HAVE OWNERSHIP IN A WIDE RANGE OF INDUSTRIES



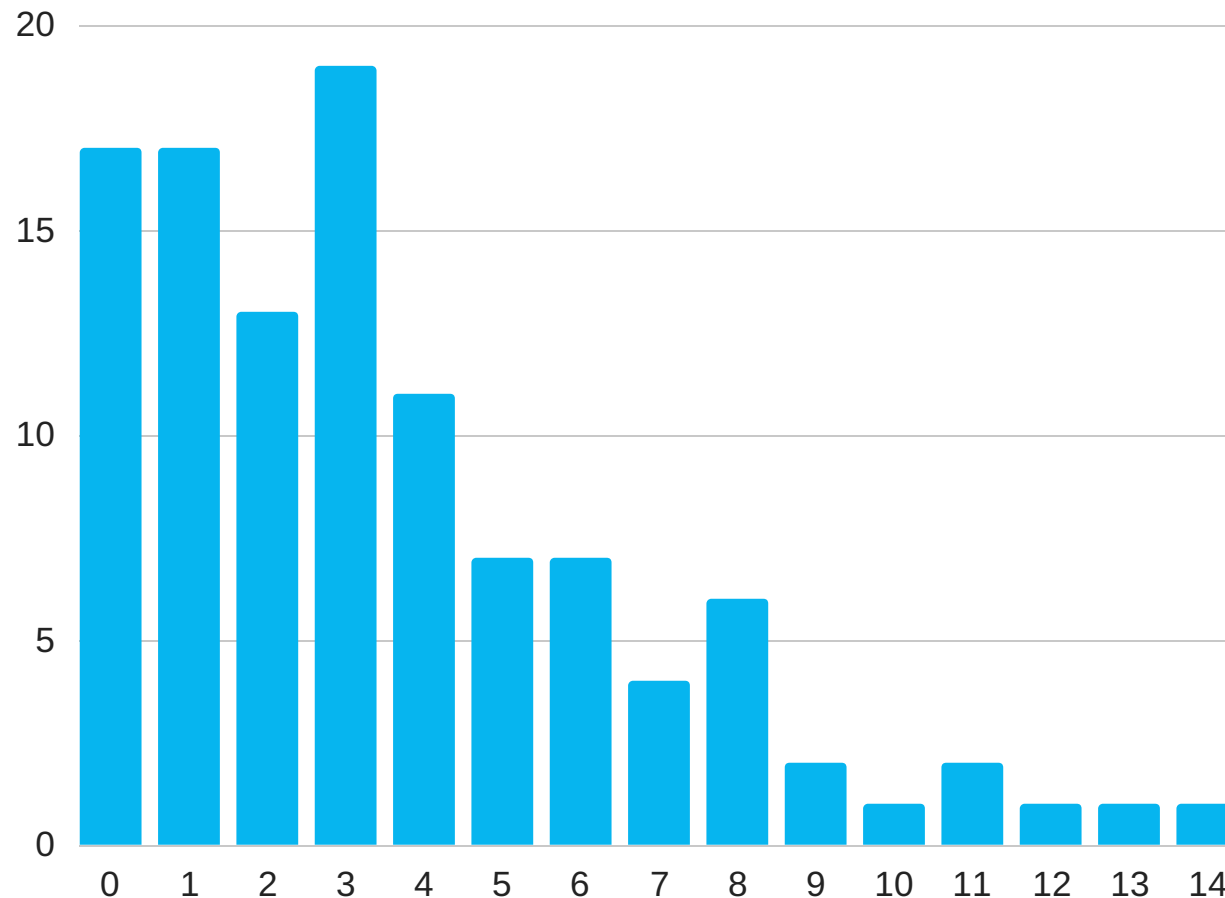
GEOGRAPHICAL BREAKDOWN OF INVESTMENTS



A TYPICAL MEMBER OF DANBAN HAS OWNERSHIP IN MAXIMUM 4 COMPANIES.



Procent



16% - Primarily new members
- do not have co-ownership.

55% of the investors have
invested in 1-4 companies.

23% of the investors have
invested in 5-8 companies.

6% of the members - primarily
those with highest seniority
have the largest portfolio.

**Numbers of
investments**